

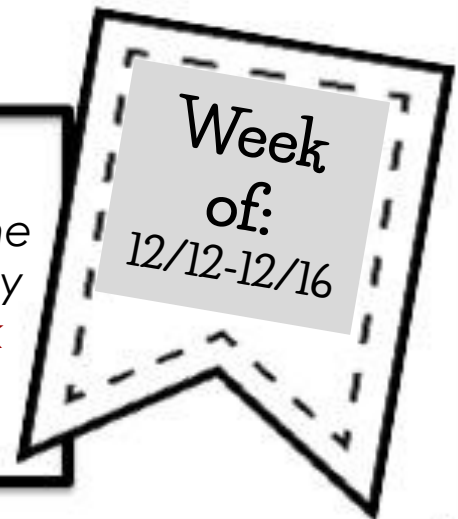
3rd H O M E W O R K

NAME: _____

Directions:

Choose an option to complete each night during the week. Be sure to complete the **MUST DO** activities by the due date. Check the box and *attach the work when you've completed the activity.*

Homework Due: Friday, December 16th



Math:

Must Do:

- Create a Tic-Tac-Toe (3 assignments in a row!)

May Do:

- Additional place value choice board activities

Spelling:

1. clown
2. round
3. bow
4. cloud
5. power
6. crown
7. thousand
8. crowd
9. sound
10. count
11. powder
12. blouse
13. frown
14. pound

Review

- couch
- peach
- stretch
- trench

Challenge

- mountain
- announce
- vowel
- coward

Reading:

Must Do:

- Read 20 minutes each night
- Practice Spelling
- Create a Tic-Tac-Toe (3 assignments in a row!)


May Do:




- Additional place value choice board activities

HOMework MENU

Directions: choose an activity from the menu. Once you complete the activity, color in the box and attach the work to the back of the packet. Mrs. Balinbin would love to see your work!

Challenge: can you get 3 in a row (a tic-tac-toe or BINGO) with your activities this week?



<p>Make a list of 3 ways we use math in our daily life.</p>	<p>Choose 10 even numbers and list all their factors (what numbers can I use to multiply to get that number)?.</p> <p>Ex: 24: 1, 2, 3, 4,</p>	<p>Write the first 10 multiples (skip count) for the numbers 1-12</p>
<p>Create as many number sentences as you can with the answer 36.</p>	<p>Name all the different coin combinations that make \$1.00</p>	<p>Write 5 number patterns and have a family member find the rule.</p> <p>Ex: 3, 5, 7, 9, 11: Rule +2 4, 8, 12, 16: Rule x4</p>
<p>Draw 3 pictures that use the 3 place value blocks below.</p> <div style="display: flex; justify-content: space-around; align-items: center;"> <div style="text-align: center;">  1 </div> <div style="text-align: center;">  10 </div> <div style="text-align: center;">  100 </div> </div>	<p>Create arrays using household items: cupcake papers, pom-poms, crayons, play-doh, grapes, etc.</p> <p>Create 5 arrays. Write the multiplication that goes with each array.</p>	<p>Create a set of multiplication and division flash cards.</p>


My READING


Date: _____

HOMEWORK MENU

Directions: choose an activity from the menu. Once you complete the activity, color in the box and attach the work to the back of the packet. Mrs. Balinbin would love to see your work!

Challenge: can you get 3 in a row (a tic-tac-toe or BINGO) with your activities this week?



<p>Using your spelling words, create a play! Include at least 3 different characters talking.</p>	<p>Write 3 facts and 3 opinions about the book you are reading.</p>	<p>Compare and contrast the setting of a book you are reading and where you live.</p>
<p>Name 5 important events in your story.</p>	<p>EVERY DAY:</p>  <p>Read 20 minutes</p>	<p>Find 5 examples of similes in a book you are reading OR write 5 examples of similes.</p>
<p>Write a paragraph or two about how a character in a book you are reading reminds you of a family member or classmate.</p>	<p>Create an award for a book you are reading.</p>	<p>Describe the setting of the book you are reading. Illustrate it!</p>