

3rd H O M E W O R K


NAME: _____

Directions:

Choose an option to complete each night during the week. Be sure to complete the **MUST DO** activities by the due date. Attach the work when you've completed the activity.

Homework Due: Friday, January 20th

3rd Graders: Practice the Come Holy Spirit prayer. We will have prayer tests in mid-February



Math:

Must Do:

- Practice multiplication facts
- Fluency Practice (attached page)

May Do:

- Other activities on the choice board

Spelling:

Review! No test this week

-Consonant digraphs: ch, sp, th
 -Vowel diphthongs: ow, ou
 -Long o spellings: au, aw, al, o

1. spring
2. thumb
3. chew
4. stitch
5. ground
6. sprout
7. fountain
8. outdoors
9. rowdy
10. counter
11. autumn
12. sidewalk
13. laundry
14. office
15. calm
16. broth

Reading:

Must Do:

- Read 20 minutes each night
- Practice spelling! No Test this week
- Read Snow Day (attached)

May Do:

- Other activities on the choice board

Please practice the following prayer at home! We will start prayer tests in February.

Come Holy Spirit

Come Holy Spirit, fill the hearts of your faithful and kindle in them the fire of your love. Send forth your Spirit and they shall be created. And You shall renew the face of the earth. O, God, who by the light of the Holy Spirit, we may be truly wise and ever enjoy His consolations.
Through Christ Our Lord,
Amen.


My MATH - Mult and Div

Date: _____

HOMework MENU

Directions: choose an activity from the menu. Once you complete the activity, color in the box and attach the work to the back of the packet. Mrs. Balinbin would love to see your work!

Challenge: can you get 3 in a row (a tic-tac-toe or BINGO) with your activities this week?



<p>Fluency practice (attached)</p> <p>Challenge: set a timer. See how quickly you can solve the multiplication problems!</p>	<p>Play multiplication war with a sibling/parent</p> <p>Each person, flip one playing card over. The first person to multiply the 2 numbers together correctly keeps the 2 cards. Face cards are all worth 10.</p>	<p>Make an division memory game.</p> <p>Write a division problem on one card. Write the answer on another. Repeat for 4-5 more problems. Place cards upside down and see if you can find the problem + answer match!</p>
<p>Write fact families for the following:</p> <p>3, 8, ___ 11, 4, ___ 0, 7, ___ 9, 5, ___</p>	<p>Practice your multiplication facts! (2s, 5s, 10s, 3s, 4s, 0s, and 1s!)</p>	<p>Log in to XtraMath (information in Google Classroom) and see how many multiplication facts you have mastered!</p>
<p>Do a division house clean-up.</p> <p>Example: pick up $12 \div 2$ toys, wash $15 \div 3$ dishes Bake $36 \div 3$ cupcakes</p>	<p>Create a music video for your multiplication songs (you can find the songs in Google Classroom!)</p> <p>Bonus: send to Mrs. B to see!</p>	<p>Do a multiplication work out!</p> <p>Example: do 6×3 burpees! Do 4×3 squats</p>

Fluency Practice



Multiply.

$$\begin{array}{r} 1. \quad 0 \\ \times 1 \\ \hline \end{array}$$

$$\begin{array}{r} 2. \quad 3 \\ \times 4 \\ \hline \end{array}$$

$$\begin{array}{r} 3. \quad 1 \\ \times 7 \\ \hline \end{array}$$

$$\begin{array}{r} 4. \quad 0 \\ \times 5 \\ \hline \end{array}$$

$$\begin{array}{r} 5. \quad 3 \\ \times 8 \\ \hline \end{array}$$

$$\begin{array}{r} 6. \quad 4 \\ \times 9 \\ \hline \end{array}$$

$$\begin{array}{r} 7. \quad 10 \\ \times 7 \\ \hline \end{array}$$

$$\begin{array}{r} 8. \quad 3 \\ \times 1 \\ \hline \end{array}$$

$$\begin{array}{r} 9. \quad 5 \\ \times 0 \\ \hline \end{array}$$

$$\begin{array}{r} 10. \quad 10 \\ \times 4 \\ \hline \end{array}$$

$$\begin{array}{r} 11. \quad 3 \\ \times 6 \\ \hline \end{array}$$

$$\begin{array}{r} 12. \quad 3 \\ \times 9 \\ \hline \end{array}$$

13. $0 \times 2 = \underline{\quad}$ 14. $2 \times 5 = \underline{\quad}$ 15. $4 \times 1 = \underline{\quad}$ 16. $3 \times 3 = \underline{\quad}$

17. $0 \times 0 = \underline{\quad}$ 18. $5 \times 6 = \underline{\quad}$ 19. $2 \times 1 = \underline{\quad}$ 20. $0 \times 9 = \underline{\quad}$


My READING


Date: _____

HOMEWORK MENU

Directions: choose an activity from the menu. Once you complete the activity, color in the box and attach the work to the back of the packet. Mrs. Balinbin would love to see your work!

Challenge: can you get 3 in a row (a tic-tac-toe or BINGO) with your activities this week?



<p>Write a summary of a book you read. Did you use at least 3-5 sentences? Did you include the most important parts?</p>	<p>Read Snow Day (attached). Complete one of the Snow Day activities</p>	<p>On a piece of paper, write ten of your spelling words in sentences. Draw a picture for each sentence.</p>
<p>Write your own "I Have A Dream" Speech</p>	<p>EVERY DAY:</p>  <p>Read 20 minutes</p>	<p>Go to Epic! (link in Google Classroom) and read at least 1 story from the MLK Jr. Collection Mrs. Balinbin created.</p>
<p>Read Snow Day (attached). Complete one of the Snow Day activities</p>	<p>Inference Game</p> <p>Describe something using 3 clues. See if a family member can guess what it is based on your clues!</p>	<p>Read in a silly place! Under your bed, in the closet, in the bathtub...</p>

Snow Day!

Emma pulled the blanket to her chin, feeling the cold draft from her bedroom window through the haze of early morning sleep. She wasn't quite awake, or fully asleep, she drifted between both worlds snuggling deeper into her thick blanket and soft pillow. After a while the morning sun was too bright to ignore. She lay still and tried to hold on to the last images of her dream, but they were gone before she could remember the details. She opened her eyes and yawned. Something was different this morning. She tried to think of a reason. It was Thursday. There was nothing special about Thursdays. It was school as usual, piano practice afterward, a regular day.

Emma sat up in bed and blinked a few times to adjust to the bright sunshine streaming into her room. It was so quiet. Not only in the house, but outside as well. That was it! She scrambled from bed, the icy floor boards penetrated her wool socks making her shiver, and ran to look outside. She squealed and thumped on the windowpane when she saw the scene before her.

The front yard was under a blanket of snow so deep the shrubs had been swallowed up, and the street had disappeared. The storm everyone was waiting for had come during night. The world outside her window had been transformed into a winter wonderland. There was no morning traffic, or neighbors leaving for work, there was nothing but the occasional chirping of winter birds delighted with their new playground.

Emma's window soon fogged over and she had to wipe it clean to see again. A brilliant red Cardinal swooped down from the tree branch it was perched on and began to roost around in the snow. Soon more birds joined him. The black and white Chickadees, the playful brown Sparrows and a group of rowdy Black birds clamored at the base of the tree.

Emma knew her mother had a fondness for the winter birds and fed them regularly throughout the season. The snow had not daunted them, the birds dug with their sharp beaks for the seeds that had fallen from the feeder hanging on the branch above.

Emma found her slippers at the foot of her bed, grabbed her pink housecoat hanging on the back of her door and padded to the kitchen.

Her mother sat at the oak table reading a book. She looked up when she saw Emma, and after taking a sip of tea from the oversized mug she smiled and said, "Snow day."

Emma grinned. "No school!"

Twenty minutes later she was bundled up in her pink and white snowsuit, with thick heavy mittens and a wool cap that also covered her chin.

"You look like a snowman," her mother laughed. She was busy tugging on her little brother's boots.

"Are you ready, Simon?" Emma gave him a high five through their mittens.

"Ready!" Simon tried to jump up and down but he was wearing too many layers that he ended up falling backward.

"Good thing you're so cushiony," said Emma pulling him up.

They went out to the front yard wading through the drifting snow. Emma picked up a clump of snow and packed it tightly together. She handed it to Simon.

"Start rolling."

Simon pushed the snowball through the snow squealing when it started growing. Emma went to work on another ball. She packed the snow and rolled it around the yard. Soon she had a giant ball. She rolled it to the center of the yard then packed snow at the base of it so it wouldn't move. Simon heaved his ball over for Emma to put on top of hers.

"Wow, Simon, good job. This one's heavy!" With his help they hoisted the second ball of snow onto the first one. "Now for the head."

It didn't take long to build the head. When they were finished the snowman was taller than Emma. She broke off two branches for the lowest limb of the tree, and stuck them in for arms.

"Use my hat," Simon cried, but Emma knew her mother wouldn't want him to get cold. She went into the garage and rummaged around the winter bin for what she needed.

"Dad won't miss this." Emma pulled out a blue cap with white snowflakes on it, and a matching scarf then hurried over to dress the snowman.

"I've got something for you," called their mother from the front door. She was holding out a carrot, two chocolate cookies and a string of licorice.

"I'm not hungry, mommy," Simon said.

Emma chuckled. "It's for the snowman, silly. A carrot for his nose, two cookies for eyes and a nice red licorice smile!"

Use these symbols to mark the text during your first read.



Important



Question



Interesting



Vocabulary



Connection

Vocabulary

Reread the passage, Snow Day. Circle at least 3 words and fill out the vocabulary diagram below.

Day 2

Word

Picture

My Sentence

Comprehension

Reread the passage, Snow Day. Use the evidence from the text to answer the following questions.

Day 3

1. What is the main idea of this passage? _____

2. Identify three details that support the main idea.
 - _____
 - _____
 - _____
3. How was this Thursday different from other Thursdays for Emma? _____

4. How did Emma feel when she first woke up in the morning? Why? _____

5. Cite evidence from the text that shows you that it was cold outside. _____

6. What does the author mean when he writes, "the icy floor boards penetrated her wool socks" in the second paragraph? _____
