

3rd H O M E W O R K


NAME: _____

Directions:

Choose an option to complete each night during the week. Be sure to complete the **MUST DO** activities by the due date. Attach the work when you've completed the activity.

Homework Due: Friday, February 3rd

3rd Graders: Practice the Come Holy Spirit prayer. We will have prayer tests in mid-February



Math:

Must Do:

- Practice multiplication facts
- Choose 2 other choice board activities

May Do:

- Other activities on the choice board

Spelling:

- | | | |
|--------------|---|------------------|
| 1. I'd | | Review |
| 2. aren't | ● | whole |
| 3. haven't | ● | their |
| 4. doesn't | ● | fur |
| 5. hadn't | ● | hear |
| 6. would've | | |
| 7. wouldn't | | Challenge |
| 8. should've | ● | shouldn't |
| 9. we'd | ● | won't |
| 10. weren't | ● | contraction |
| 11. hasn't | ● | placement |
| 12. couldn't | | |
| 13. he'd | | |
| 14. they'd | | |

Reading:

Must Do:

- Read 20 minutes each night
- Practice spelling!
- Color the Structure
- One activity from the writing menu

May Do:

- Other activities on the choice board

Please practice the following prayer at home! We will start prayer tests in February.


Come Holy Spirit

Come Holy Spirit, fill the hearts of your faithful and kindle in them the fire of your love. Send forth your Spirit and they shall be created. And You shall renew the face of the earth. O, God, who by the light of the Holy Spirit, we may be truly wise and ever enjoy His consolations.
Through Christ Our Lord,
Amen.

HOMework MENU

Directions: choose an activity from the menu. Once you complete the activity, color in the box and attach the work to the back of the packet. Mrs. Balinbin would love to see your work!

Challenge: can you get 3 in a row (a tic-tac-toe or BINGO) with your activities this week?



<p>Find materials around your house to build arrays (dry noodles, legos, crayons, hair clips, etc)</p> <p>Build an array for 6 multiplication problems of your choice.</p>	<p>Play multiplication war with a sibling/parent</p> <p>Each person, flip one playing card over. The first person to multiply the 2 numbers together correctly keeps the 2 cards. Face cards are all worth 10.</p>	<p>Make an division memory game.</p> <p>Write a division problem on one card. Write the answer on another. Repeat for 4-5 more problems. Place cards upside down and see if you can find the problem + answer match!</p>
<p>Play Math-Go-Round with a family member (attached)</p>	<p>Practice your multiplication facts! (2s, 5s, 10s, 3s, 4s, 0s, 1s, 6s, and 7s!!)</p>	<p>Log in to XtraMath (welcome sheet in homework folder) and see how many multiplication facts you have mastered!</p>
<p>Do a division house clean-up.</p> <p>Example: pick up $12 \div 2$ toys, wash $15 \div 3$ dishes Bake $36 \div 3$ cupcakes</p>	<p>Write 4 examples of each of the Multiplication Properties:</p> <ol style="list-style-type: none"> Commutative Identity Zero 	<p>Make a multiplication dinner for your family.</p> <p>Example: 2×4 carrots 12×3 noodles 6×2 steak bites</p>

Math-Go-Round

Multiplication | Difficulty: ★☆☆☆

Find a friend and practice your multiplication skills. Find two coins or game pieces and place them on the square labeled **START**. Choose one of the problems to solve and move your game piece clockwise around the board to that problem's answer.

Keep track of the number of corners you go around on each move. For each one, give yourself a point. The player with the most points at the end is the winner.

Keep score with the table below.

	Player 2	
Round 1		
Round 2		
Round 3		
Round 4		
Round 5		
Round 6		
Round 7		
Round 8		

Total _____

START +1 Point	21	49	7	9	+1 Point
24	$\begin{array}{r} 5 \\ \times 2 \\ \hline \end{array}$	$\begin{array}{r} 3 \\ \times 3 \\ \hline \end{array}$	$\begin{array}{r} 6 \\ \times 4 \\ \hline \end{array}$	$\begin{array}{r} 8 \\ \times 2 \\ \hline \end{array}$	6
35	$\begin{array}{r} 7 \\ \times 3 \\ \hline \end{array}$	$\begin{array}{r} 5 \\ \times 5 \\ \hline \end{array}$	$\begin{array}{r} 8 \\ \times 7 \\ \hline \end{array}$	$\begin{array}{r} 3 \\ \times 2 \\ \hline \end{array}$	12
25	$\begin{array}{r} 7 \\ \times 1 \\ \hline \end{array}$	$\begin{array}{r} 9 \\ \times 6 \\ \hline \end{array}$	$\begin{array}{r} 4 \\ \times 3 \\ \hline \end{array}$	$\begin{array}{r} 7 \\ \times 5 \\ \hline \end{array}$	10
48	$\begin{array}{r} 9 \\ \times 8 \\ \hline \end{array}$	$\begin{array}{r} 7 \\ \times 7 \\ \hline \end{array}$	$\begin{array}{r} 8 \\ \times 6 \\ \hline \end{array}$	$\begin{array}{r} 5 \\ \times 3 \\ \hline \end{array}$	15
+1 Point	56	16	72	54	+1 Point


My READING


Date: _____

HOMEWORK MENU

Directions: choose an activity from the menu. Once you complete the activity, color in the box and attach the work to the back of the packet. Mrs. Balinbin would love to see your work!

Challenge: can you get 3 in a row (a tic-tac-toe or BINGO) with your activities this week?



<p>Using the attached writing calendar, choose a topic to write about. Be sure to include capitals, punctuation, and a lot of detail!</p>	<p>Color the Structure (attached).</p>	<p><u>Contraction Memory</u> Card 1: wouldn't Card 2: would + not</p> <p>Create a set of cards using the example above and your spelling words. See if you can find the matches!</p>
<p>Have a parent or sibling give you a practice spelling test.</p>	<p>EVERY DAY:</p>  <p>Read 20 minutes</p>	<p>Using the attached writing calendar, choose a topic to write about. See how many contractions you can include.</p>
<p>Compare and Contrast two characters from a book you are reading. Use a Venn Diagram!</p>	<p>Using the attached writing calendar, choose a topic to write about. Underline all the nouns in your writing. Circle all the action and being verbs!</p>	<p>Read in a silly place! Under your bed, in the closet, in the bathtub...</p>

Color By Structure

Name: _____

Directions: Read each passage below. Then, using the coloring key, highlight evidence to prove the structure you chose. Then pick ONE story and complete the organizer that matches.



Compare & Contrast



Sequence



Descriptive



Cause & Effect

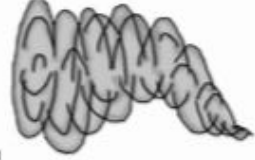
Rain, which is a type of precipitation, happens in a cycle. The water that is on the ground as puddles, rivers, lakes, & oceans warms up from the sun and evaporates into the air. It is now a gas.

All of those gasses in the air collect together and when there's enough of it, it forms a cloud. The cloud gets heavier and heavier as more rain gasses are added. When the cloud is too heavy, the gasses fall to the ground as rain. If its cold enough, the water freezes on its way down and it turns into snow.

Scientists are not sure of all the causes of tornadoes. Tornadoes happen when a cold wind high up meets warmer air and warmer winds lower down. This causes the winds to swirl and the warmer air from below rushes upwards at terrific speed. As the tornado moves forward, this warm wind rushing upwards can pick up any objects in its path.

There is lots of weather than happens on land, but some people forget about the weather that happens in the ocean. Both hurricanes and tsunamis happen out in the ocean but they are very different from one another. A hurricane is a storm that starts in the sky. It gets very windy and the water and waves crash around. A tsunami is a very large wave that is caused by an earthquake. Both of these start in the ocean and when they reach land, they can cause a lot of damage to people's homes

Look up in the sky! What do you see? Clouds probably! Did you know there are different types of clouds! The cloud we all like to see in the sky are called cumulus clouds. These are white, puffy clouds that look like pieces of floating cotton. The base of each cloud is flat and the top of each cloud has rounded towers.



All About Weather!






When you are done reading, pick ONE text and find the matching organizer. Use the information from the text to fill in the organizer.





JANUARY Writing Calendar



SUNDAY	MONDAY	TUESDAY	WEDNESDAY	THURSDAY	FRIDAY	SATURDAY
WORD BANK winter snowman snow shiver cold mitten scarf shovel sled penguin hot chocolate frozen fireplace ice skates frost	Write an acrostic poem using the word JANUARY. <input type="checkbox"/>	Write about some goals that you have for yourself this year. <input type="checkbox"/>	Describe how you spent your winter vacation. <input type="checkbox"/>	Do you prefer to wear gloves or mittens in cold weather? Why? <input type="checkbox"/>	Write a recipe for the perfect mug of hot chocolate. <input type="checkbox"/>	
	Write what you know about penguins. <input type="checkbox"/>	Write three questions you have about penguins. <input type="checkbox"/>	Write a story about a silly penguin. <input type="checkbox"/>	Write down all the words you can think of that begin with J. <input type="checkbox"/>	What would you do if school was cancelled for a week because of snow? <input type="checkbox"/>	
	Look outside the window and describe the weather you see. <input type="checkbox"/>	Describe the clothes you would wear during a blizzard. <input type="checkbox"/>	Use words from the word bank to write a story. <input type="checkbox"/>	Describe snow to someone who has never seen snow before. <input type="checkbox"/>	Write a story about a missing mitten. <input type="checkbox"/>	
	If you could meet Dr. Martin Luther King, what would you say to him? <input type="checkbox"/>	Why do we honor Dr. Martin Luther King, Jr. <input type="checkbox"/>	Write your own "I Have a Dream" speech. <input type="checkbox"/>	Describe a dream you have for yourself. <input type="checkbox"/>	Write about why you think peace is important. <input type="checkbox"/>	
	What do you like most about the month of January? <input type="checkbox"/>	What do you like least about the month of January? <input type="checkbox"/>	Write a story about a snowball fight. <input type="checkbox"/>	Write a paragraph telling someone how to build a snowman. <input type="checkbox"/>	Write about the best story your teacher has read about this month. <input type="checkbox"/>	
	DIRECTIONS:					
	FREE CHOICE					