

3<sup>rd</sup> H O M E W O R K

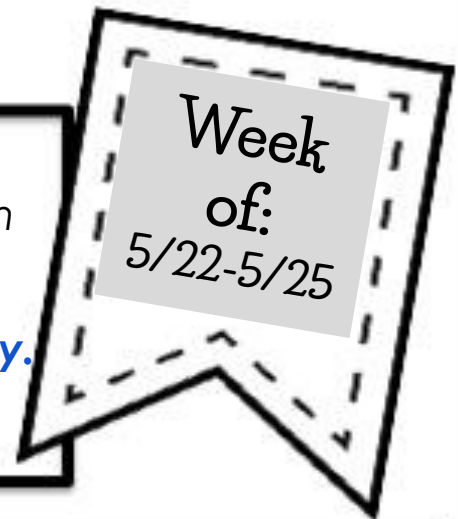
NAME: \_\_\_\_\_

Directions:

This week, please complete at least 3 activities from the choice board.

*Attach the work when you've completed the activity.*

Homework Due: THURSDAY, May 25th



Math:

Must Do:

- 3 Choice board activities

May Do:

- Additional choice board activities

Spelling:

1. jelly
2. bottom
3. pillow
4. happen
5. butter
6. lesson
7. cherry
8. sudden
9. arrow
10. dollar
11. hello
12. rabbit
13. letter
14. button

**Review**

- carpet
- problem
- until
- mistake

**Challenge**

- arrive
- pattern
- sorrow
- suppose

Reading:

Must Do:

- 3 Choice board activities

May Do:

- Additional choice board activities


# My MATH -

Date: \_\_\_\_\_

# HOMework MENU


**Directions:** choose an activity from the menu. Once you complete the activity, color in the box and attach the work to the back of the packet. Mrs. Balinbin would love to see your work!

**Challenge:** can you get 3 in a row (a tic-tac-toe or BINGO) with your activities this week?



Write and draw 3 fractions that are equivalent to $\frac{2}{3}$	Write a list of as many shapes as you can.  Label how many sides each shape has.	Challenge yourself!  Write 5 addition AND subtraction problems that have <b>at least 5</b> digits each. Solve!
Using graph paper, draw 4 <b>large</b> shapes. Find the perimeter and area (by breaking the shape into smaller shapes) of each shape.	Write a list of 10 numbers that are between 3 and 6 digits. Order them from greatest to least.	Play multiplication war with a family member
Make a list of at least 10 items in your house.  Write a multiplication story problem using each one of the household items.	<b><u>Area &amp; Perimeter Inference</u></b>  Using graph paper, draw 4 rectangles/squares. Cover them with a sticky note and write their area and perimeter. Give the clues to a family member and see if they can guess your shape's dimensions!	Using graph paper, draw a picture. What is the total area of your picture?

Name: \_\_\_\_\_




# My READING


Date: \_\_\_\_\_

# HOMEWORK MENU

**Directions:** choose an activity from the menu. Once you complete the activity, color in the box and attach the work to the back of the packet. Mrs. Balinbin would love to see your work!

**Challenge:** can you get 3 in a row (a tic-tac-toe or BINGO) with your activities this week?



<p>Type all of your spelling words 3 times. Change the font for each word! (print or email to Mrs. B)</p>	<p>With all your spelling words, play copy, cover compare!</p> <ol style="list-style-type: none"> <li><b>Copy</b> a spelling word.</li> <li><b>Cover</b> it and try to write it from memory!</li> <li><b>Compare</b> the words - did you spell it correctly the second time?</li> </ol>	<p>Choose your own adventure!</p> <p>Write a story with 2 different endings. Give it to a friend or family member to read. What adventure (ending) did they choose?</p> <p>Bonus: add more adventure options throughout the story.</p>
<p>Read a book in a funny voice to a family member or pet.</p>	<p><b>EVERY DAY:</b></p>  <p>Read 20 minutes</p>	<p>Draw a comic strip summary of a book of your choice. (First, next, after that, finally → add pictures!)</p>
<p>Write a conversation between two people. Be sure to include:</p> <ol style="list-style-type: none"> <li>1. <i>Quotation marks</i></li> <li>2. <i>Comma</i></li> <li>3. <i>Correct punctuation</i></li> </ol>	<p>Read a story of your choice... Pretend it is being turned into a movie!</p> <p>Create a movie poster for the book! It should include pictures of: title, main character, setting, a brief description of what it's about!</p>	<p>Interview your family members: what are their favorite stories?</p> <p>Write a news report (or present a news report and record it!) of the interviews you conducted.</p>